

Remote Controlled Training Device

OWNER'S MANUAL

DT-GOODDOG™

THE TRAINING & BEEPER MODEL

ST300 PRO

THE TRAINING & BEEPER TWO-DOG MODEL

ST302 PRO



D.T.SYSTEMS, INC.

2872 Walnut Hill Lane, Dallas, TX. 75229

• Tel: (214)350-9446~8, (888)LUV-U-DOG

• Fax: (214)350-7847

• <http://WWW.DTSYSTEMS.COM>

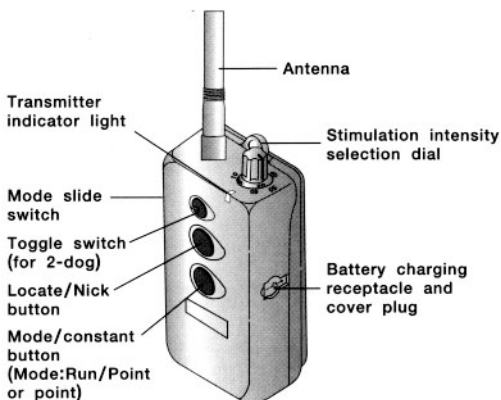
• Email us: mchoi@dtsystems.com

ST300 PRO

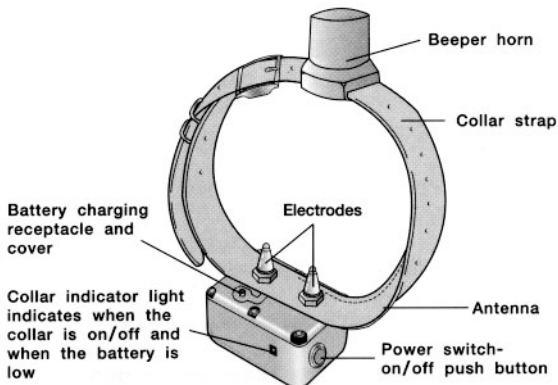
The ST300 PRO is an electric training collar that has the features and functions as the ST100 PRO with the addition of a remote beeper and a locate. The beeper allows the handler to locate and monitor the dog in the field. The beeper can be turned on and off at any time from the remote transmitter. The beeper will operate in one of the following three modes. Locate only, Run/Point and Point only.

The ST300 PRO will operate as a stimulation collar and a beeper collar.

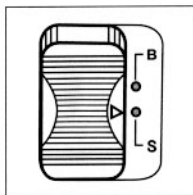
ST300 PRO/ST302 PRO Transmitter.



ST300 PRO Receiver



STIMULATION/BEEPER SELECTION SWITCH FOR ST300 PRO



The switch on the side of the transmitter allows the choice of two settings.

“S” For stimulation only “B” For beeper only.

REMOTE BEEPER MODE SELECTION

The ST300 PRO is remote beeper collar with three modes.

Mode 1 : Locate

The collar will emit a continuous beep tone as long as the locate button is pressed.

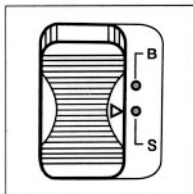
Mode 2 : Run/Point

The collar will beep every 5 seconds when the dog is on the move. The collar will beep every 2 seconds when the dog is on point.

Mode 3 : Point

The collar will beep every 2 seconds when the dog is on point and be silent when the dog is on the move.

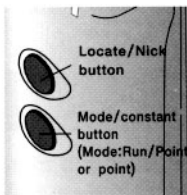
TURNING ON, OFF AND CHANGING THE MODE.



To turn on the beeper slide the selection switch to B.

This only activates the locate mode. To operate the locator press the locate button.

The collar will emit a rapid series of beeps until the locate button is released.



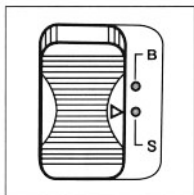
To select the Run/Point mode, press the Mode/CONSTANT button once for and release. The collar will emit a double beep every 5 seconds while the dog is on the move. The collar will emit a double beep every 2 seconds when the dog is on point.

To change to the Point Only mode, press the Mode/Constant button again. The collar will be silent when the dog is on the move and will emit a double beep every two seconds when the dog is on the point.

To return to Run/Point mode from Point Only mode press the Mode/Constant button again.

To turn off the beeper first press the locate/nick button and then slide the selection switch to "S". The collar will now operate as a stimulation collar only just as the ST100 PRO.

TO USE THE COLLAR AS BOTH A STIMULATION AND BEEPER COLLAR AT THE SAME TIME.



The collar must be in either the Run/Point mode or the Point Only mode. In either of two modes move the selection switch to "S".

The collar will then operate as both a beeper and stimulation collar.

In this setting the locator features is unavailable and the Nick feature is active.

THE ST302 TWO DOG STIMULATION AND BEEPER COLLAR

The ST302 PRO offers the ability to control and train two dogs from the same remote. The features and

functions are the same as the ST300 PRO with the following exceptions.

The ST302 PRO includes two active dog collars. One collar belt is orange and the other is black. There is a toggle switch on the remote that will select either the orange or the black collar.

When the collar is in the S mode it is a stimulation collar only and will operate just as the ST102 PRO.

When the collar is in the locator mode the orange collar will emit continuous and rapid double beeps and the black collar will emit continuous rapid single beeps.

When the collar is in the Run/Point mode the orange collar will emit double beeps and the black collar will emit single beeps.

When the collar is in the Point Only mode the orange collar will emit double beeps and the black collar will emit single beeps.